

Sigma Light



westomatic

British Vending Excellence Since 1966

The new touch sensitive,
easy-to-use hot beverage
machine with added
advertising capabilities

Summer 2015



The innovative hot beverage machine with real retail appeal


The Sigma Light combines easy-to-use menu selections, advertising opportunities and High Street quality coffee from its new 9-bar pressurised brewer, creating an all-in-one sleek retail package.

Twelve clear illuminated buttons with drink imagery and colour coded icons allow easy access in busy public site locations, simply choose the drink you want, press and go- only lingering to view the latest advertisement on screen. The 12-inch integrated screen enables rolling adverts or still images to be viewed 24 hours a day, 7 days a week with no interruption.

The Sigma Light produces great tasting coffee shop quality drinks with real foam as well as being a great promotional tool for any busy public site- the perfect retail combination.



Coffee and water- the perfect partnership



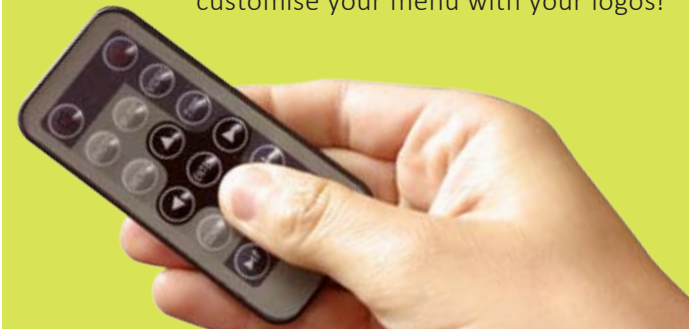
The NEW 9 bar pressurised espresso brewer

Features

- NEW 9-bar pressurised espresso brewer system for a purer extraction
- Fully integrated 12-inch advertising screen
- Illuminated twelve button touch sensitive menu selection
- Opportunity to display your own corporate messages and promotions
- Advertising capabilities 24/7 helping you drive sales in nearby snack machines
- FREE audit software for downloading drink sales information to USB
- Energy management software reduces power use when inactive
- Single fresh brew, double fresh brew and wholebean / fresh brew models available
- Stylish, sleek looks with strong accent lighting in the drink dispense station
- Ideal for high footfall public sites i.e. airports, colleges and hospitals

Utilise the 12-inch screen

The Sigma Light screen uses simple jpeg files so you can customise your menu with your logos!



Lots of retail extras!

- Treat yourself with a hazelnut shot in your latte or a hint of vanilla in your flat white when you order a syrup kit
- Add a sip lid dispenser to your machine for those busy public sites for people on the go
- Brand the front and sides of your machine with your company logo and colours

All optional extras



Green Credentials

- LED lighting – no more neon gas filled tubes to replace
- Unique, in-built energy management system reduces power consumption by up to 30% during inactive periods
- Use of recycled materials wherever possible
- Permanent, refillable ingredient canisters and paperless brewers mean less packaging, wastage and ultimately cost
- UK manufactured with shorter logistics paths resulting in a reduced carbon footprint



Advertising Opportunities

The 12-inch built-in screen displays rolling still images or a series of video advertisements that can be constantly screened during drink sales, promoting products from nearby snack machines, advertising nearby facilities or services.


The machine becomes a focal point for all your advertisements and messages whilst attracting increased vending sales for you.



Three screens included as standard

Monitor Performance

Measure drink trends, monitor machine performance and cash using simple USB technology. Why waste time entering data when you can download all the audit information from USB straight onto your PC?



Sigma Light Specification

415
250ml cups

Dimensions	
Height	1830 mm
Width	710 mm
Depth	765 mm
Weight	165 kg approx (Hot Only)

Capacities (based on 250 ml cups)	
Cup capacity	415 250ml cups max

Electrical Services & Ratings - Power	
Voltage	230 Volts AC +/- 10%
Current	13 amps
Frequency	50 Hz

Energy Consumption	
Idle Phase	120 watt hrs / hr
Vending Phase	510 watt hrs
Per Litre	85 watts / hr / litre

EVA / EMP Rating **B**

Water Requirements	
Pressure	138 kpa (1.37 Bar) min- 828 kpa (8.27 Bar) max
Supply	15 mm BSP from rising main

Item	Description	As Standard
Audit capability	USB	Standard
Automatic cup dispenser	150 ml, 180 ml or 250 ml cup dispenser	Standard
Cup sensor	Cup sensor & stand (for use of own cup or jug)	Standard
	Red LED cup display lighting	Standard
Display	4 Line LCD instruction display	Standard
Advertising screen	12-inch advertising screen for video or still images	Standard
Menu selection	12 Illuminated touch sensitive buttons	Standard
Water filter	Specify 3M or Brita kit & filter (to reduce scale build-up)	Optional
Jug	Matching thermal stainless steel jug	Optional
Lid holder	Stainless steel lid holder (external fitting)	Optional
Lock	3 position lock & 2 keys	Standard
	Most coin, note or cashless payment systems-check suitability	Optional
Payment system	Lockable cashbox	Optional
	Sigma Light acrylic door graphic	Standard
Graphics	Bespoke acrylic door graphic	Optional
	Bespoke side graphics	Optional

Standard Drink Layout



The standard layout includes the twelve illuminated buttons as shown above with two windows available for additional options such as syrups. As standard the Sigma Light will include a Decaf Coffee with Milk and a Decaf Black Coffee label.

For more information on additional label options or bespoke branded panels please email: sales@westomatic.com or call +44(0)1626 323100.